

# ACC 2008 JUNIOR CHESS RESULTS

Held at Kensington Community Centre 30/10/08



Associated  
Catholic  
Colleges

*"Excellence,  
Honour and  
Fairness in  
Student Activities"*

## DIVISION ONE

No of wins from 56 games









1	MAZENOD 1	47.5
2	MAZENOD 2	42.5
3	SIMONDS 1	42
4	PARADE	22
5	SIMONDS 2	20.5
6	SALESIAN	19.5
7	CBC ST KILDA	17.5
8	ST. BERNARD'S	12.5

## DIVISION TWO

No of wins from 56 games

1	DE LA SALLE	41
2	EMMANUEL	38
3	SAMARITAN	35
4	ST. BEDE'S	34.5
5	ST. JOSEPH'S MELB	28
6	ST JOSEPH'S GEEL 1	27
7	WHITEFRIARS	21.5

## ACC Junior Chess - Division 1

SCHOOL	RD 1	RD 2	RD 3	RD 4	RD 5	RD 6	RD 7	TOTAL	RANK
<b>CBC ST KILDA</b> 	3	5	3.5	1	0	1	4		<b>7</b>
<i>Cumulative</i>	<b>3</b>	<b>8</b>	<b>11.5</b>	<b>12.5</b>	<b>12.5</b>	<b>13.5</b>	<b>17.5</b>	<b>17.5</b>	
<b>MAZENOD 1</b> 	7	3.5	7	7	8	8	7		<b>1</b>
<i>Cumulative</i>	<b>7</b>	<b>10.5</b>	<b>17.5</b>	<b>24.5</b>	<b>32.5</b>	<b>40.5</b>	<b>47.5</b>	<b>47.5</b>	
<b>MAZENOD 2</b> 	1	6	7.5	4	8	8	8		<b>2</b>
<i>Cumulative</i>	<b>1</b>	<b>7</b>	<b>14.5</b>	<b>18.5</b>	<b>26.5</b>	<b>34.5</b>	<b>42.5</b>	<b>42.5</b>	
<b>SALESIAN</b> 	3	3	3	7	3.5	0	0		<b>6</b>
<i>Cumulative</i>	<b>3</b>	<b>6</b>	<b>9</b>	<b>16</b>	<b>19.5</b>	<b>19.5</b>	<b>19.5</b>	<b>19.5</b>	
<b>SIMONDS 1</b> 	8	4.5	5	4	6.5	7	7		<b>3</b>
<i>Cumulative</i>	<b>8</b>	<b>12.5</b>	<b>17.5</b>	<b>21.5</b>	<b>28</b>	<b>35</b>	<b>42</b>	<b>42</b>	
<b>SIMONDS 2</b> 	0	2	1	3	4.5	6	4		<b>5</b>
<i>Cumulative</i>	<b>0</b>	<b>2</b>	<b>3</b>	<b>6</b>	<b>10.5</b>	<b>16.5</b>	<b>20.5</b>	<b>20.5</b>	
<b>ST. BERNARD'S</b> 	5	3	0.5	1	0	2	1		<b>8</b>
<i>Cumulative</i>	<b>5</b>	<b>8</b>	<b>8.5</b>	<b>9.5</b>	<b>9.5</b>	<b>11.5</b>	<b>12.5</b>	<b>12.5</b>	
<b>PARADE</b> 	5	5	4.5	5	1.5	0	1		<b>4</b>
<i>Cumulative</i>	<b>5</b>	<b>10</b>	<b>14.5</b>	<b>19.5</b>	<b>21</b>	<b>21</b>	<b>22</b>	<b>22</b>	

## ACC Open Chess - Division 2

SCHOOL	Rd 1	Rd 2	Rd 3	Rd 4	Rd 5	Rd 6	Rd 7	TOTAL	RANK
<b>DE LA SALLE</b> 	3.5	8	7	5	4	7	6.5		<b>1</b>
<i>Cumulative</i>	<b>3.5</b>	<b>11.5</b>	<b>18.5</b>	<b>23.5</b>	<b>27.5</b>	<b>34.5</b>	<b>41</b>	<b>41</b>	
<b>EMMANUEL</b> 	4.5	6	5	8	5	6	3.5		<b>2</b>
<i>Cumulative</i>	<b>4.5</b>	<b>10.5</b>	<b>15.5</b>	<b>23.5</b>	<b>28.5</b>	<b>34.5</b>	<b>38</b>	<b>38</b>	
<b>SAMARITAN</b> 	4.5	6.5	3	4	4	5	8		<b>3</b>
<i>Cumulative</i>	<b>4.5</b>	<b>11</b>	<b>14</b>	<b>18</b>	<b>22</b>	<b>27</b>	<b>35</b>	<b>35</b>	
<b>ST JOSEPH'S GEEL 1</b> 	8	3	1	4	2	4	5		<b>6</b>
<i>Cumulative</i>	<b>8</b>	<b>11</b>	<b>12</b>	<b>16</b>	<b>18</b>	<b>22</b>	<b>27</b>	<b>27</b>	
<b>ST JOSEPH'S GEEL 2</b> 									<b>8</b>
<i>Cumulative</i>	<b>0</b>	<b>0</b>	<b>0</b>	<b>0</b>	<b>0</b>	<b>0</b>	<b>0</b>	<b>0</b>	
<b>ST BEDE'S</b> 	7	5	8	4	6	1	3.5		<b>4</b>
<i>Cumulative</i>	<b>7</b>	<b>12</b>	<b>20</b>	<b>24</b>	<b>30</b>	<b>31</b>	<b>34.5</b>	<b>34.5</b>	
<b>ST JOSEPH'S MELB</b> 	3.5	3	4.5	3	3	8	3		<b>5</b>
<i>Cumulative</i>	<b>3.5</b>	<b>6.5</b>	<b>11</b>	<b>14</b>	<b>17</b>	<b>25</b>	<b>28</b>	<b>28</b>	
<b>WHITEFRIARS</b> 	1	1.5	3.5	4	8	2	1.5		<b>7</b>
<i>Cumulative</i>	<b>1</b>	<b>2.5</b>	<b>6</b>	<b>10</b>	<b>18</b>	<b>20</b>	<b>21.5</b>	<b>21.5</b>	